

# AMINO Remote Control User's Guide



## TABLE OF CONTENTS

1 Overview.....	2
2 Batteries .....	2
3 Remote Modes.....	3
4 TV Control .....	7
4.1 TV Brand Codes.....	9
5 STB Control .....	10
6 Remote Brand Codes.....	12

## 1. Overview

The Amino remote control is designed to complement the Amino range of Set-Top Boxes in terms of style, quality and functionality. The remote is universal; capable of controlling the basic functions of the television as well as the Amino Set-Top-Box.

## 2. Batteries

The remote takes 3 batteries, type AAA, MN2400, UM-4 or LR03.

Alkaline batteries should be used for best performance.

The battery cover is removed by pushing lightly on the recess and sliding the cover downwards.

The batteries must be inserted in the correct direction.



The battery cover is replaced by sliding the cover upwards until it snaps into place.

### NOTE



To prevent children from opening the battery compartment, it is possible to secure the battery compartment cover by use of the screw provided:

- Remove the battery cover and, using a Opt Posidrive™ screwdriver, remove the silver screw that is now visible at the base of the remote control.
- Fit the batteries and replace the battery compartment cover.
- Now re-fit the screw at the base of the cover. Do not over-tighten the screw!



### 3. Remote Modes

The remote control operates in one of two modes, either *STB mode* or *TV mode*.










The mode is selected by pressing the TV  or STB  mode-select button at the top of the remote. When pressed, the TV or STB mode-select buttons illuminate for 1 second to indicate that the mode has been set.

When any function button on the remote is pressed, the TV or STB button will light to indicate that a command is being transmitted in that mode.

If a button has no valid function in that mode, neither the TV nor STB mode buttons will light.

### 4. TV Control

In TV mode, the remote can control the following TV functions:

TV Function	Default Button Symbol	Description
Power		Toggles the TV power. (Note 1)
Direct channel number entry		Allows direct entry of TV channel numbers
Volume up/down		TV volume up and volume down
Channel up/down		TV channel up and channel down
Mute		TV mute/un-mute
AV		Cycles the TV through the available AV inputs (Note 2)
Last Channel		Toggles the TV between the last displayed TV channel and the current TV channel (Note 3)
Menu		Displays the TV Menu (Note 4)
Navigation & OK		Navigate the TV menu (Note 4)

**Note 1.** All TVs will power off with this button. Some TVs will switch on when the power button is next pressed and other TVs will only power on when a channel button or channel +/- is pressed.

**Note 2.** Some TV's will cycle through available AV inputs using the Channel +/- button. Other TVs only use the AV button to access the AV inputs.



**Note 3.** Not all TVs support this function.

**Note 4.** Some TVs use the menu, navigation and OK buttons to access settings that are not commonly changed (Closed-caption display, for example) Not all TVs support this function.

## 4.1 TV Brand Codes

In order for the remote to transmit the correct signals to control the TV, the remote must be programmed with a 3-digit code corresponding to the type of TV in use.

This is done in the following way:









- Identify the make of the TV that is in use. E.g. Sony, Magnavox etc.
- Find the TV make listed in the branding table in Appendix A.
- Simultaneously press and hold the TV  and OK  buttons on the remote.
- After approximately 2 seconds, the TV button will light.
- Release the TV and OK buttons – the TV button remains illuminated.
- Now enter the 3-digit brand code according to the make of the TV that is being controlled.
- As each of the digits are entered, the TV button will briefly flash off and on again
- When the third digit has been entered, the TV button will go out.
- If a TV brand code has been entered that the remote does not recognize, the TV button will flash rapidly for a second and remain illuminated. If this happens, re-enter the correct TV brand code.
- Verify that the remote control works with the TV.














Most TV makes have more than one brand code listed in the brand code table – if this is the case try all brand codes that are listed for that make until a suitable match is found.

If no brand code is listed for the TV, try brand codes for Philips and NEC TVs.

## 5. STB Control

In STB mode, the remote can control the following STB functions:

STB Function	Default Button Symbol	Description
Power		Toggles the STB power.
Direct channel number entry		<p>Allows direct entry of STB channel numbers</p> <p>Also function as text entry buttons when web-browsing. <sup>(Note 1)</sup></p>
Volume up/down		TV Volume up and volume down <sup>(Note 2)</sup>
Channel up/down		STB Channel up and channel down
Mute		Toggles TV mute <sup>(Note 2)</sup>
AV		Cycles the TV through the available AV inputs <sup>(Note 2)</sup>
Delete		Deletes a single character, left of the current cursor position, in text entry boxes
Enter		Acts as a return key when entering text. (Same function as OK button)

Menu		Displays the main menu
Navigation & OK		Navigate the menus and web pages.
Navigation		Coloured navigation buttons
Video Control	 Rewind	Rewind the movie
	 Play	Play the movie
	 Pause	Pause the movie
	 Fast Fwd	Fast Forward the movie
	 Stop	Stop the movie
	 Record	Record the movie
Page Control	 Pg Up Pg Down	Scroll up and down the current page
	 Pg Back Pg Fwd	View the previous page or the next page (if already visited)
	 Refresh	Refresh (reload) the current page
	 Home	Jump to home page

**Note 1.** Text entry may not be supported by your Set-Top-Box.

**Note 2.** These buttons control the TV functions in both TV mode and STB mode.

## 6. TV Brand Codes

**A TANDY** 094  
**ABEX** 115  
**ADMIRA** 114, 127, 200  
**ADVENTURA** 113  
**AIKO** 105,112, 197  
**AIWA** 148  
**ALARON** 109, 217  
**AKAI** 033, 110, 111, 149, 157  
**ALBA** 043  
**ALLERON** 109  
**AMBASSADOR** 108  
**AMERICA** 105  
**AMPRO** 234  
**AMSTRAD** 048, 108  
**ANAM** 025, 104, 105, 106, 107  
**ANAM NATIONAL** 104, 214  
**AOC** 036, 041, 102, 103, 111, 116  
**APEX** 062  
**ARCHER** 116  
**AUDIOSONIC** 100  
**AUDIOVOX** 105, 116, 197, 199  
**BAUER** 044  
**BAUR** 100  
**BAYSONIC** 105  
**BEIJING** 151, 155, 156  
**BELCOR** 036, 103, 157  
**BELL & HOWELL** 038, 098, 099  
**BEON** 100  
**BRADFORD** 105  
**BROCKWOOD** 036, 103  
**BROKSONIC** 083, 116, 200  
**BUSH** 100  
**CANDLE** 035, 036, 041, 096, 097, 111, 113, 215  
**CAPEHART** 102  
**CARNIVALE** 041, 157  
**CARVER** 010, 163, 213  
**CATHAY** 100  
**CELEBRITY** 095, 195, 232  
**CENTURION** 041  
**CHANGHONG** 154, 155, 156, 162  
**CINERAL** 105, 197, 199  
**CITIZEN** 035, 036, 041, 092, 093, 094, 096, 097, 105, 111,112, 113, 149, 197, 215  
**CLAIRTONE** 101  
**CLARIVOX** 100  
**CONCERTO** 035, 097, 215  
**CONROWA** 175  
**CONTEC** 090, 091, 101, 105  
**CORANDO** 094  
**CRAIG** 025, 105  
**CROSLEY** 163, 213  
**CROWN** 094, 105  
**CURTIS MATHES** 016, 036, 038, 041, 055, 069, 075, 093, 094, 098,111, 114, 127, 149, 163, 196, 198, 212, 213, 215, 219, 228, 229, 231, 233  
**CXC** 105  
**DAEWOO** 029, 030, 033, 036, 072, 094, 100, 103, 105, 112,119, 153, 157, 158, 159, 160, 199, 197  
**DANSAI** 100  
**DAYTRON** 036, 094, 103  
**DENON** 069  
**DECCA** 027, 100  
**DIXI** 033, 100, 107  
**DUMONT** 001, 036, 089, 103  
**DWIN** 076  
**DYNATECH** 088  
**ELECTROBAND** 095, 101, 195, 232  
**ELECTROHOME** 094  
**ELECTRON** 094  
**ELIN** 100  
**ELTA** 033  
**EMERSON** 000, 002, 006, 007, 008, 009, 011, 036, 038, 041, 048, 081, 082, 083, 084, 085, 086, 087, 090, 092, 094, 098, 101, 103, 105, 108, 109, 200, 217  
**ENVISION** 036, 041, 111  
**ERRES** 100  
**ETRON** 033  
**FERGUSON** 100  
**FINLUX** 100  
**FISHER** 017, 038, 080, 098  
**FORMENTI** 044  
**FORMONTI** 100  
**FORTRESS** 114  
**FUJITSU** 109, 217, 224  
**FUNAI** 048, 105, 109, 141, 150, 152, 217  
**FUTURETECH** 105  
**GE** 013, 016, 020, 036, 041, 075, 076, 077, 078, 079, 081, 086, 104, 114, 127, 196, 199, 212, 214, 228, 229, 231, 233  
**GEC** 027, 100  
**GEMINI** 039  
**GENEXXA** 043  
**GIBRALTER** 089, 103, 111  
**GOLDSTAR** 024  
**GOODMANS/TASHIKO** 027, 066, 100  
**GRADIENTE** 028, 065, 157, 215  
**GRANADA** 100  
**GRUNDIG** 178, 179, 180, 181, 182, 183, 184, 185, 186, 187, 188  
**GUNPY** 105, 109, 217  
**H/K** 072  
**HALLMARK** 036, 041, 086  
**HANSEATIC** 100  
**HARLEY Davidson** 109, 217  
**Harman/Kardon** 163, 213  
**HARVARD** 105, 106  
**HINARI** 100, 109  
**HITACHI** 018, 035, 067, 068, 069, 070, 071, 087, 094, 097, 135, 215  
**HYPSON** 100  
**IMA** 105  
**INDIANA** 100  
**INFINITY** 163, 213  
**INFINITY REFERENCE** 010  
**INTERFUNK** 100  
**INTEQ** 001, 089  
**ITT** 061  
**JANEIL** 113  
**JBL** 010, 163, 213  
**JCB** 095, 195, 232  
**JENSEN** 031  
**JINXING** 153, 154, 155, 156, 157, 162, 163, 164, 165, 169, 173  
**JVC** 026, 028, 064, 065, 066, 084  
**KAWASHO** 090  
**KAYPANI** 102  
**KEC** 105  
**KENWOOD** 036, 041, 103, 111  
**KLOSS** 063, 072, 113  
**KONKA** 221, 222, 225, 226  
**KTV** 041, 092, 094, 101, 105, 111  
**LEYCO** 100  
**LG(GOLDSTAR)** 003, 012, 035, 036, 041, 073, 074, 086, 094, 097, 100, 103, 111, 115, 215  
**LIESENK & TTER** 100  
**LLOYTRON** 094  
**LOEWE** 100  
**LOGIK** 099, 177  
**LUXMAN** 035, 097, 215  
**LXI** 010, 036, 038, 041, 062, 076, 086, 098, 163, 196, 213, 228, 233  
**MAGNAVOX** 010, 034, 039, 040, 041, 042, 058, 059, 060, 061, 063, 066, 096, 111, 163, 213, 217, 218, 230  
**MAJESTIC** 099  
**MARANTZ** 010, 022, 036, 041, 100, 111, 213  
**MARK** 100

**MATSUSHITA** 019  
**MATSUI** 027, 033, 100  
**MEDIATOR** 100  
**MEGATRON** 036, 041, 069, 086, 116  
**MEI** 101  
**M-ELECTRONIC** 100  
**MEMOREX** 022, 033, 036, 038, 041, 057, 086, 097, 098, 099, 177, 215, 217  
**METZ** 179, 183, 189, 190, 191, 192, 193, 194  
**MGA** 022, 036, 056, 041, 057, 086, 103, 111  
**MIDLAND** 001, 019, 075, 076, 089, 094, 115, 200, 212, 228, 233  
**M-ELECTRONIC** 075, 089, 196  
**MINUTZ** 079  
**MITSUBISHI** 022, 032, 036, 056, 057, 066, 079, 086, 103, 110, 114, 138  
**MONTGOMERY** 109  
**MOTOROLA** 022, 041, 104, 114, 127, 157, 214  
**MTC** 035, 036, 041, 088, 093, 097, 101, 103, 111, 149, 215  
**MULTITECH** 088, 105, 127  
**NAD** 036, 055, 062, 086, 105  
**NEC** 024, 035, 036, 041, 066, 097, 103, 105, 111, 132, 171, 215  
**NECKERMANN** 100  
**NEI** 100  
**NIKKAI** 027, 043, 100, 115  
**NIKKO** 036, 041, 086, 105, 111, 112, 197  
**NOSHI** 053  
**NOVABEAM** 072  
**NTC** 105, 112, 157  
**ONWA** 041, 105, 157, 197  
**OPTIMUS** 038, 055, 105  
**OPTONICA** 019, 054, 098, 114, 198  
**ORION** 000, 083, 100, 127, 200, 217  
**OSAKI** 027, 115  
**OTTO VERSAND** 100  
**PANASONIC** 010, 019, 025, 075, 083, 104, 109, 131, 137, 143, 200, 212, 214  
**PANDA** 154, 172  
**PENNY** 016, 019, 036, 041, 052, 053, 062, 073, 075, 076, 078, 079, 086, 093, 094, 103, 104, 111, 115, 116, 212, 215, 228, 231, 233  
**PEONY** 156, 162  
**PHILCO** 036, 041, 058, 059, 060, 061, 062, 063, 069, 075, 079, 096, 103, 111, 149, 157, 196, 213  
**PHILIPS** 010, 040, 069, 100, 157, 163, 200, 213  
**PHILIPS MAGNAVOX** 010, 048  
**PHONOLA** 100  
**PILOT** 010, 036, 041, 094, 103, 111, 163  
**PIONEER** 051, 055, 087, 157, 223  
**PORTLAND** 036, 094, 103, 105, 112, 198  
**PRICECLUB** 093  
**PRINCETON** 227  
**PRISM** 075, 157, 197, 212  
**PROSCAN** 075, 076, 228, 233  
**PROTECH** 100  
**PROTON** 036, 050, 086, 094, 102, 116, 196, 219  
**PULSAR** 001, 036, 041, 089  
**PULSER** 103  
**QUASAR** 025, 075, 089, 104, 131, 157, 212, 214  
**QUELLE** 100  
**RADIO SHACK** 036, 041, 038, 054, 075, 094, 103, 105, 112, 115, 127, 157, 196, 215, 228, 233  
**RADIOLA** 100  
**RCA** 005, 014, 015, 018, 019, 036, 041, 049, 053, 075, 076, 077, 087, 103, 114, 199, 212, 216, 223, 228, 229, 233, 231, 235, 236, 237  
**REALISTIC** 036, 038, 041, 054, 086, 094, 097, 098, 103, 105, 111, 115, 157, 196, 215  
**RHAPSODY** 101  
**R-LINE** 100  
**RUNCO** 001, 041, 089, 098, 105, 111, 157, 220  
**SAISHO** 033, 108  
**SAMPO** 036, 041, 094, 102, 105, 111, 115  
**SAMSUNG** 033, 034, 035, 036, 041, 086, 093, 094, 097, 100, 103, 111, 115, 149, 215  
**SAMSUX** 094  
**SANSEI** 199  
**SANSUI** 200  
**SANYO** 017, 023, 027, 038, 066, 080, 091, 098, 123, 125, 126, 202, 203, 204, 205, 206, 207, 208, 209, 210, 211  
**SBR** 100  
**SCHEIDER** 100  
**SCIMITSU** 036, 103, 157  
**SCOTCH** 036, 041, 086  
**SCOTT** 036, 041, 083, 086, 094, 103, 105, 109, 217  
**SEARS** 010, 016, 017, 035, 036, 038, 041, 048, 052, 062, 076, 080, 086, 097, 098, 109, 141, 163, 196, 213, 215, 217, 228, 233  
**SEMIVOX** 105  
**SEMP** 062  
**SHANGHAI** 156, 168  
**SHARP** 046, 047, 054, 066, 091, 091, 111, 114, 127  
**SHOGUN** 036, 103, 157  
**SIGNATURE** 099, 177  
**SIMPSON** 058, 096, 218  
**SOLAVOX** 115  
**SONOKO** 100  
**SONTEC** 100  
**SONY** 037, 045, 066, 084, 095, 128, 144, 195, 232  
**SOUNDESIGN** 036, 041, 086, 096, 105, 109, 217  
**SOUNDWAVE** 100  
**SPECTRICON** 116  
**SQUAREVIEW** 048, 141  
**SSS** 036, 089, 103, 105, 157  
**STAR-LITE** 105  
**SUPREM** 095, 195, 232  
**SUPRE-MACY** 113  
**SURPA** 035, 097  
**SYLVANIA** 010, 036, 041, 044, 048, 058, 059, 060, 061, 063, 066, 096, 111, 157, 163, 213  
**SYMPHONIC** 048, 141  
**SYSLINE** 100  
**TANDY** 027, 043, 114, 127  
**TATUNG** 027, 088, 100, 104, 116, 214  
**TCL** 156, 163, 170  
**TECHNOL ACE** 109, 217  
**TECHNICS** 019, 075, 212  
**TECHWOOD** 035, 075, 097, 157, 212, 215  
**TEKNIKA** 010, 022, 035, 036, 057, 093, 094, 096, 097, 099, 103, 105, 109, 112, 113, 157, 163, 177, 197, 213, 215, 217  
**TELEFUNKEN** 157, 215  
**TELETECH** 033  
**TERA** 050  
**THAKRAL** 167  
**THORM** 100  
**TMK** 035, 036, 041, 086, 097, 108, 215  
**TNCI** 001  
**TOSHIBA** 038, 052, 062, 066, 093, 098, 130, 149  
**TOSONIC** 101  
**TOTEVISION** 094  
**TRICAL** 091  
**TRUTECH** 036, 119  
**UNIVERSAL** 078, 079  
**UNIVERSUM** 100  
**VECTOR RESEARCH** 036, 041, 111  
**VESTEL** 100  
**VICTOR** 028, 065  
**VIDEO CONCEPT** 110  
**VIDIKRON** 010, 021, 163, 213  
**VIDTECH** 036, 041, 086, 103  
**VIKING** 113  
**WARDS** 010, 036, 041, 045, 054, 058, 059, 060, 061, 077, 078, 079, 086, 097, 099, 103, 109, 111, 177, 213, 215, 217  
**WATSON** 100  
**WHITE Westinghouse** 200  
**XOGEGO** 161, 162, 166, 174, 176  
**YAMAHA** 036, 041, 103, 111  
**YOKO** 100  
**ZENITH** 001, 004, 089, 099, 105, 177, 197, 200  
**ZONDA** 116